



Style OGGF

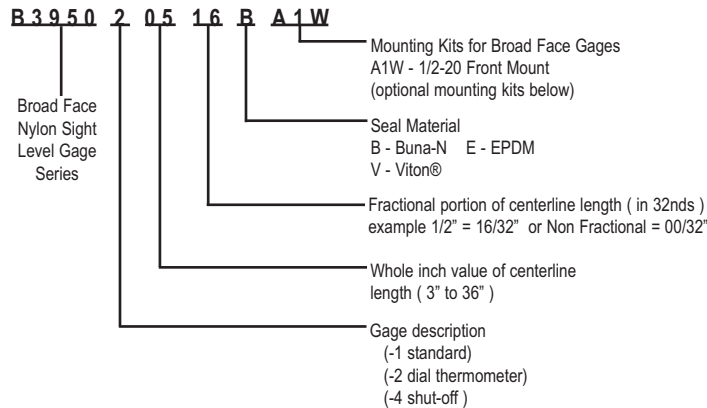
Patent Number 6,532,815

ORDERING EXAMPLE

Please include the following:

- Gage Series
- Gage Description
- Fractional Portion of Centerline Length
- Mounting Kit
- Seal Material
- Whole inch value (3" to 36")

Example below: (B3950-20516BA1W) a Broad Face Nylon Level Gage, 5-1/2" centerline length, Buna-N seals with front mounting, 1/2-20 thread size.



BROAD FACE NYLON LEVEL GAGES are used for distant viewing of the level and clarity of the liquid. These tough, rugged gages are offered for flush mounting only, in heights up to 36 inches.

This gage is used on tanks, reservoirs, packaged hydraulic units, and in many other applications where it is necessary to check liquid levels for the protection of costly equipment.

The unit consists of an almost unbreakable plastic sight, compatible with most oils and holds a 1 1/2 inch wide column of liquid. It is held between top and bottom enclosures with two internal tie rods which compress the necessary seals. High and Low level marking are internally mounted across the tie rods.

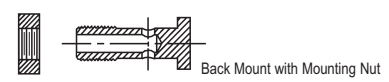
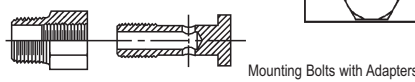
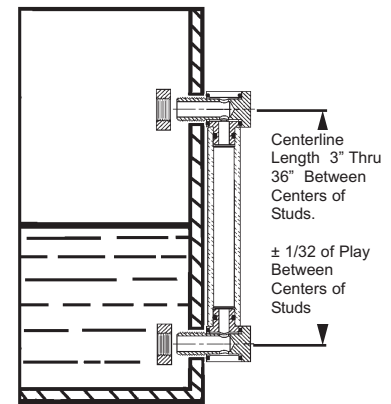
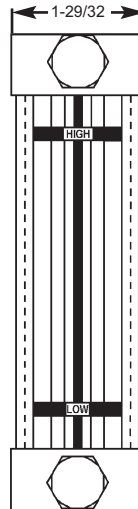
Red line tape for increasing visibility of the liquid. Hollow mounting bolts provide large passages for liquid to enter the gage and to vent displaced air back into the tank, effecting quick level response.

Back mounting gages are used on tanks permitting access to the inside in order to fasten the nuts on the mounting studs, inserted in drilled holes in reservoirs. Front mounting gages are used on reservoirs which do NOT permit access to the inside, therefore, the tank must have two tapped holes, 1/2-20, to receive the mounting studs which are fastened from the outside.

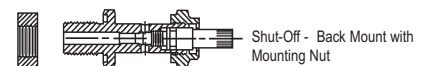
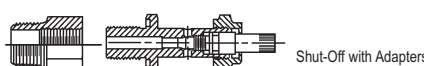
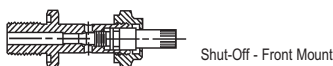
SPECIFICATIONS:

- Pressure
- Temperature
- End Blocks
- Sight
- Seals
- Mounting Kits

- 50 P.S.I. Max. at 72° F.
- 205° F. Max. with No Pressure
- Aluminum Alloy
- Transparent Nylon
- Buna-N
- Aluminum, Plated Steel
- (Shut-off Mounting Kits - Stem, Brass)
- Mounting Studs Torqued to 90 IN*LB**
- When Installing Level Gage**



	Front Mount			Back Mount	with NPT Adapters				with NPTF Adapters				with NPSM Adapters				with BSPT Adapters			
	M12 x 1.75 stud	1/2-13 stud	1/2-20 stud	1/2-20 stud	3/4 NPT	1/2 NPT	3/8 NPT	1/4 NPT	3/4 NPTF	1/2 NPTF	3/8 NPTF	1/4 NPTF	3/4 NPSM	1/2 NPSM	3/8 NPSM	1/4 NPSM	3/4 BSPT	1/2 BSPT	3/8 BSPT	1/4 BSPT
-1	M1W	A2W	A1W	B1W	N4W	N3W	N2W	N1W	F4W	F3W	F2W	F1W	P4W	P3W	P2W	P1W	R4W	R3W	R2W	R1W
-2			A1W	B1W	N4W	N3W	N2W	N1W	F4W	F3W	F2W	F1W	P4W	P3W	P2W	P1W	R4W	R3W	R2W	R1W
-4			A1L	B1L	N4L	N3L	N2L	N1L	F4L	F3L	F2L	F1L	P4L	P3L	P2L	P1L	R4L	R3L	R2L	R1L



© Viton is a registered trademark of Dupont Dow Corp.